



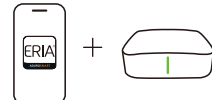
User Manual Smart Light Bulb BR30 Dimmable, Tunable White



Introduction

The ERIA Dimmable, Tunable White LED bulbs offer easy plug-and-play wireless control for smart lighting. Simply pair with an ERIA hub or any compatible Zigbee hub or bridge.

1 Open the AduroSmart ERIA app.



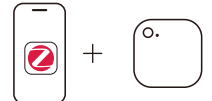
ERIA app & Hub required.

OR Open the Alexa app.



Alexa app & Echo / eero with built in Zigbee hub required*.

OR Open the third party smart home app.



Third party app & ZigBee hub required.

*Connect this bulb directly to Echo and eero devices with built-in Zigbee hubs, including Echo Hub, Echo 4th Gen, Echo Plus, Echo Show 10 (2nd Gen and newer), Echo Studio, eero 6 & 6+, eero Pro 6 & Pro 6E, eero PoE 6 & PoE Gateway, and eero Max 7. (For other models, a separate Zigbee bridge or hub is needed).

Bulb installation

Turn off power, and install the bulb.



Initiate the search for new devices.

3 If you're using the ERIA hub & App:

Open the ERIA app on your phone and tap the **+** button in the top-right corner **>** Add New Device **>** Lights **>** AduroSmart ERIA **>** Tunable white bulb **>** Tap on **Search**

See illustrations on the next page*.

OR If you're using the Alexa app and echo hub.

Open the Alexa app on your phone and tap the **+** button in the top-right corner **>** Add Device **>** Light **>** Other **>** Tap on **zigbee** and tap on **Discover Devices** **>** proceed to step 4.

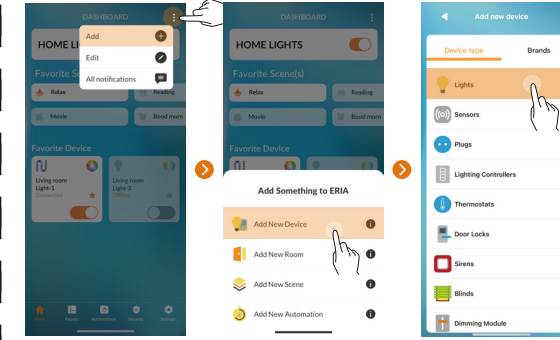
OR If you're using a third party smart home app.

if you're using a third party app & hub. Open your smart home app and initiate a search for new devices, then proceed to step 4.

After initiating the search from your App & Hub proceed to step 4.



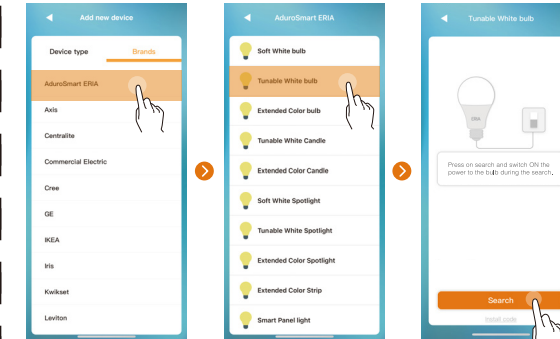
*ERIA app add new device screens.



Tap **+** top right corner

Tap on Add New Device

Select Lights



Select AduroSmart ERIA

Select Tunable White bulb

Tap on Search

4 While the hub is searching, turn on the light bulb. It will flash once to confirm a successful pairing.



1 x Flash

The device will appear in your app and the bulb has been added to your smart home hub follow the instructions in from the app.



If the light bulb does not appear in the app, please follow the reset instructions in Chapter B on the next page to restore the light bulb to factory settings. After that, attempt to pair it again using the instructions in steps 3 and 4.

B Factory Reset

Toggle the light switch on and off 5 times to reset the bulb to factory default settings. If successful, the bulb will flash to confirm the reset. If not, you can return to your app and try pairing the bulb again from step 3.



5 x ON and OFF

4 x Flash



Support

For troubleshooting, instruction video's or more information please visit our website for web support at www.adurosmart.com/faq Chat with one of our support at www.adurosmart.com Send emails to support@adurosmart.com Support line: 424 363 3420

If you like us! please leave us a review!
And if you need help please reach out to us for further assistance!

Scan the QR code below to access the digital version of our manual and FAQ for additional support.



Regulatory & Legal & Compliance information

Specifications

To see more ERIA product specifications applicable to this product go to www.adurosmart.com/product-category/eria-products

Certification

ERIA products adhere to the various certification requirements for regions around the world. To see a complete listing of ERIA certifications go to www.adurosmart.com/compliance to check if this ERIA product complies with the requirements for certification in your area or region.

Notice

There should be a minimum distance of 20 centimeters between the radiator module in this device and your body when it is installed and operated. We, the manufacturer, are not responsible if you cause radio or TV interference by making unauthorized modifications to this product's equipment. Modifications such as these would void the user's authority to use and operate this equipment. To provide you reasonable protection against harmful interference, we have designed these limits for residential installation. This device may cause harmful radio communications interference because it radiates radio frequency energy if it is not installed and used according to the instructions. We cannot guarantee that interference will not occur in a particular installation. If you determine that this product causes harmful interference to your radio or television reception by turning the device off and on, you, the user, can try to correct the interference by doing one or more of the following:
- Reorient or relocate the receiving antenna
- Increase the distance between the device and your TV or radio receiver
- Connect this product into a different outlet on a different circuit that is not powering your TV or radio receiver
- Consult the staff where you bought this product or an experienced radio/television technician for help.

Changes & modification

If you modify or change this device you may void the certification of the device. The user's authority to operate this equipment could be void if the changes or modifications you make to this product are not expressly approved by the relevant person(s) responsible for its compliance.

Environmental specification:

- Temperature (operation) : -10~45 C
- Temperature (Storage) : -25~60 C
- Relative humidity: 5-95% non-condensing
- Standby power: 0.5W per lamp

ERIA products are not designed for use in:

- For safety reasons, do not open the device, doing this will void the warranty.
- Only use the adaptor supplied; using a different adaptor can damage the device.
- Only use this bulb in a socket that is rated for this bulb.
- This device is not designed to be played with by children like a toy.
- Do not place the device on hot surfaces.

Warnings and cautions:

- The bulb is suitable for use in open lighting fixtures.
- The bulb is not suitable for totally enclosed lighting fixtures.
- The bulb is not intended for use in emergency exit fixtures or emergency lights.
- The bulb is not suitable for use with dimmers.
- Before replacing, turn off the power and let the bulb cool to avoid electrical shock or burn.
- Risk of electric shock.
- Do not use the device where directly exposed to water.
- The device is for indoor use only.
- Do not use the device in wet locations, e.g. bathrooms or outdoors.

While using this product:

- Switch off the power supply to the socket and allow sufficient time for the bulb to cool before removing the bulb from the fitting
- Do not clean the device when it is on and connected to the power supply.
- Remove the waterproofing silicone sleeve from outdoor capable bulbs when using them indoors.
- Do not open the device, as this will void the warranty.
- To avoid scratching the device, clean only with a soft dry cloth
- Do not use cleaning agents to clean the device.

Wireless Specification:

- Wireless RF mode frequency band: 2400~2483.5Mz
- Wireless communications protocol: IEEE 802.15.4
- Operating channels: channels 11-26

LIMITED WARRANTY

ADURO Technologies warrants the product and only the product, against defects in materials and workmanship under normal use "defect" for a period of 2 Years (14000HRS) from the date of retail purchase by the original purchaser ("warranty period"). Under this Limited Warranty, if a defect arises and a valid claim is received by ADURO Technologies within the Warranty Period at its option and to the extent permitted by law, ADURO Technologies will either: 1. Repair the product at no charge, using new or refurbished replacement parts, or 2. Exchange the product with a new or refurbished product. In the event of a defect, to the extent permitted by law, these are your sole and exclusive remedies. A replacement product or part assumes the remaining warranty of the original product or ninety (90) days from the date of replacement or repair, whichever is longer. When a product or part of the product is exchanged, any replacement item becomes your property, and the replaced item becomes ADURO Technologies' property. Parts provided by ADURO Technologies in fulfillment of its warranty obligation must be used in products for which warranty service is claimed.

Exclusions & Limitations

This Limited Warranty applies only to the product manufactured by or for ADURO Technologies that can be identified by the "ERIA" trademark, trade name, or logo affixed to it "The Limited Warranty does not apply to any (a) ERIA products and services other than the product, (b) non-ADURO Technologies hardware product, (c) consumables (such as batteries), or (d) software, even if packaged or sold with the product or embedded in the product. Refer to the licenses accompanying the software for details of your rights with respect to its use. ADURO Technologies does not warrant that the operation of the product will meet your needs or requirements or be uninterrupted or error-free. ADURO Technologies is not responsible for damage arising from failure to follow instructions relating to the Product's use or from failures resulting from inadequate electrical supply or internet access. This warranty does not apply to a product or part of the product that has been altered or modified (e.g. to alter functionality or capability) by anyone who is not a representative of ADURO Technologies or if the product is inserted or installed in a casing not provided by ADURO Technologies. In addition, this Limited Warranty does not apply to Defects or damage caused by (a) use with non-ADURO Technologies lights, (b) accident, abuse, misuse, flood, fire, earthquake or other external causes or abnormal conditions; (c) operating the product outside the permitted or intended uses or conditions described by ADURO Technologies or with improper voltage or power supply; or (d) service (including upgrades and expansions) performed by anyone who is not a representative of ADURO Technologies. Recovery and reinstallation of software programs and user data are not covered under this Limited Warranty. This Limited Warranty does not cover the cost of returning the product to ADURO Technologies, this is your responsibility. No ADURO Technologies reseller, agent, or employee is authorized to make any modification, extension, or addition to this Limited Warranty. If any term is held to be illegal or unenforceable, the legality or enforceability of the remaining terms shall not be affected or impaired.

Exclusive warranties

The Warranties set forth herein are the exclusive Warranties Provided by ADURO Technologies. And except to the extent prohibited by applicable law, all other warranties, whether express or implied warranties (including warranties of merchantability, fitness for a particular purpose and non-infringement) are hereby excluded.

Limitation of damages

Except to the extent prohibited by applicable law, ADURO Technologies shall not be liable for any incidental, indirect, special, or consequential damages resulting from any use of the product or breach or express or implied warranty or condition, or under any other legal theory. ADURO Technologies liability for damages resulting from any use of the product or breach of express or implied warranty or condition, or under any other legal theory will be limited to the original cost paid for of the defective product.

Contact us
Aduro Technologies LLC
390 Amapola Ave, Suite 4 Torrance, CA 90501
USA
TEL: 424 363 3420
Email: support@adurosmart.com
Website: www.adurosmart.com



This symbol on the product indicates that this product shall not be treated as household waste. Instead, it shall be sent to the applicable collection point for the recycling of electronic equipment. By ensuring this product is disposed of correctly, you will help prevent potential negative consequences for the environment and human health. For more information about the recycling of this product, please contact your local city office.



E500087

Declaration of conformity

We, the manufacturer / importer, declare that the product:
Smart Dimmable LED light: 81809/81810/81812/81813/81814/81815/81809-V2/81810-V2/81812-V2/81813-V2/81814-V2/81815-V2/81801-V2/81809-HO/81812-HO/81813-HO/81814-HO
- Only for models 81815,81814,81813: "added weight of the device may cause instability of a free-standing portable luminaire."
- Only for models 81815,81814,81813: "use only with a portable table luminaire that is provided with a shade."
- This device is not intended for use with emergency exits or not for emergency lighting.
- Only use the control provided with or specified by these instructions to control this lamp. This lamp will not operate properly when connected to a standard (incandescent) dimmer or dimming control.

Title 20 CEC

Declaration of conformity
We, the manufacturer / importer, declare that the product:
Smart Dimmable LED light: 81809/81810/81812/81813/81814/81815/81809-V2/81810-V2/81812-V2/81813-V2/81814-V2/81815-V2/81801-V2/81809-HO/81812-HO/81813-HO/81814-HO



FCC Statement

ERIA BR30 Smart Light Bulbs:
- 81813-V2, 81813-HO, 81814-V2, 81814-HO; FCC ID: 2APKV-518912

This equipment has been tested and found to comply with the limits for a Class B digital device, pursuant to Part 15 of the FCC Rules. These limits are designed to provide reasonable protection against harmful interference in a residential installation. This equipment generates uses and can radiate radio frequency energy and, if not installed and used in accordance with the instructions, may cause harmful interference to radio communications. However, there is no guarantee that interference will not occur in a particular installation. If this equipment does cause harmful interference to radio or television reception, which can be determined by turning the equipment off and on, the user is encouraged to try to correct the interference by one or more of the following measures:
- Reorient or relocate the receiving antenna.
- Increase the separation between the equipment and receiver.
- Connect the equipment into an outlet on a circuit different from that to which the receiver is connected.
- Consult the dealer or an experienced radio/TV technician for help.

This device complies with part 15 of the FCC Rules. Operation is subject to the following two conditions:
(1) This device may not cause harmful interference, and (2) this device must accept any interference received, including interference that may cause undesired operation. Changes or modifications not expressly approved by the party responsible for compliance could void the user's authority to operate the equipment.

(1) This device may not cause harmful interference, and (2) this device must accept any interference received, including interference that may cause undesired operation. Changes or modifications not expressly approved by the party responsible for compliance could void the user's authority to operate the equipment.

This device complies with part 15 of the FCC Rules. Operation is subject to the following two conditions:
(1) This device may not cause harmful interference, and (2) this device must accept any interference received, including interference that may cause undesired operation.

NOTE: This equipment has been tested and found to comply with the limits for a Class B digital device, pursuant to part 15 of the FCC Rules. These limits are designed to provide reasonable protection against harmful interference in a residential installation. This equipment generates, uses and can radiate radio frequency energy and, if not installed and used in accordance with the instructions, may cause harmful interference to radio communications. However, there is no guarantee that interference will not occur in a particular installation. If this equipment does cause harmful interference to radio or television reception, which can be determined by turning the equipment off and on, the user is encouraged to try to correct the interference by one or more of the following measures:
- Reorient or relocate the receiving antenna.
- Increase the separation between the equipment and receiver.
- Connect the equipment into an outlet on a circuit different from that to which the receiver is connected.
- Consult the dealer or an experienced radio/TV technician for help.

Warning: Changes or modifications not expressly approved by the party responsible for compliance could void the user's authority to operate the equipment. The distance between user and products should be no less than 20cm.